

PREMIUM GUEST EXPERIENCE

PROFESSIONAL EQUIPMENT FOR HOTELS AND RESTAURANTS



WWW.ECOTECH.RS

Hospitality trays

	SPACE *****	SUPREME *****	SIGNUM *****	SLIM ****	SMART *****
					
Dimensions (W x D x H)	315 x 415 x 78mm	460 x 370 x 40mm	365 x 240 x 40mm	258 x 258 x 40mm	265 x 190 x 84mm
Material	PU Leather	MDF	MDF / solid beech	MDF	Beech veneer
Available colours	Black	Black brown	Black brown, white or natural	Black brown	Black brown
Ultra-compact design				✓	✓
Integrated kettle base		✓	✓	✓	
Space for coffee machine	✓	✓			
Anti-theft cable fixture		✓	✓	✓	
Wire guidance	✓				✓
A5 leaflet holder (optional)		✓	✓		
Drip tray for used tea bags					
Bespoke possibilities (prices on request)	MOQ 300 pieces	MOQ 200 pieces	MOQ 200 pieces	MOQ 200 pieces	MOQ 500 pieces
Plant a tree project WeForest					
Product code	SPACE-BL	SUPREME-BB	Black brown: SIGNUM-BB White: SIGNUM-WHI Natural beech: SIGNUM-NAT	SLIM-BB	SMART-BB
MP CENA	10.545 RSD	9.587 RSD	7.669 RSD	6.711 RSD	6.711 RSD









Hospitality trays


	SIESTA ****	SNAP ***	STAY ***	SQUARE ***	SENSE ***
					
Dimensions (W x D x H)	432 x 362 x 40mm	Setup 1: 417 x 320 x 55mm Setup 2: 320 x 320 x 63mm	356 x 240 x 38mm	258 x 258 x 38mm	455 x 228 x 38mm
Material	ABS plastic	PU leather	ABS plastic with wood structure	ABS plastic with wood structure	ABS plastic with wood structure
Available colours	Black	Black	Black	Black	Black
Ultra-compact design		Setup 2 is ultra-compact		✓	✓
Integrated kettle base	✓		✓	✓	✓
Space for coffee machine	✓	✓			
Anti-theft cable fixture	✓		✓	✓	✓
Wire guidance					
A5 leaflet holder (optional)	✓		✓		
Drip tray for used tea bags	✓		✓	✓	✓
Bespoke possibilities (prices on request)		MOQ 300 pieces			
Product code	SIESTA-BL	SNAP-BL	STAY-BL	SQUARE-BL	SENSE-BL
MP CENA	6.711 RSD	5.813 RSD	4.218 RSD	3.880 RSD	3.835 RSD

Electric water kettles






	STAR	STAR-BLACK	STYLE
			
Capacity and power	0.5 litre and 1000W	0.5 litre and 1000W	1 litre and 1500W
Voltage	220~240V	220~240V	220~240V
Indicator light	✓	✓	✓
Auto shut-off and boil dry protection	✓	✓	✓
Genuine British STRIX controller	✓	✓	✓
Concealed heating element	✓	✓	✓
Removable anti-lime filter	✓	✓	✓
Cable length	75cm	75cm	75cm
Type of plug	Euro or UK	Euro or UK	Euro or UK
Minimum order quantity	-	-	-
Product code	Euro plug: STAR-EUR UK plug: STAR-UK	Euro plug: STAR-BL-EUR UK plug: STAR-BL-UK	Euro plug: STYLE-EUR UK plug: STYLE-UK
MP CENA	6.815 RSD	7.216 RSD	6.815 RSD

CH-FIX adapter for water kettle	✓	✓	✓
Product code	FI XADAPT	FI XADAPT	FI XADAPT
MP CENA	1.164 RSD	1.164 RSD	1.164 RSD





















	SLUSH -ice bucket	SUMO-paper bin	SUMO-INLAY	STORE-BB	SHAPE	SWEEP	SMILE-BL	SMILE-SS
								
Capacity	1 L	10 L						
Dimensions	Height: 185mm Diameter opening: 136mm Diameter bottom: 52mm	Double wall paper bin. Faux leather Height: W250xD250xH320mm	W250xD130xH305	Coffee capsule box STORE. Black high quality MDF. L165xW165xH60mm	Tissue box Shape. Square. Faux leather W140xD140xH145mm	Tissue box SWEEP. Square. Faux leather W252xD137xH85	W171xD120xH330, 5 x magnifying	W171xD120xH330, 5 x magnifying
Available colours	Black, Warm beige	Black, Warm beige	Green		Black, Warm beige	Black, Warm beige	Spray painted in black	Brushed stainless steel
Brand	B-TRAY	B-TRAY	B-TRAY	B-TRAY	B-TRAY	B-TRAY	B-TRAY	B-TRAY
Minimum order quantity	-	-	-	-	-	-	-	-
Product code								
MP CENA	5.560 RSD	5.177 RSD	1.726 RSD	5.560 RSD	4.026 RSD	4.026 RSD	8.628 RSD	8.628 RSD

Coffee machines		
START		
		
Product information	Coffee machine, glossy black, compatible with Nespresso® style capsules, cable length 100cm, W93 x D342 x H210mm	
Minimum order quantity	-	
Product code	Euro plug: START-BL-EUR	
MP CENA	23.814 RSD	
CH-FIX adapter for coffee machine	✓	
Product code	FI XADAPT	
MP CENA	1.164 RSD	






Supplements for hospitality trays

	SHOW	SHINE	Inlay for SPACE	SNAP – main tray	SNAP – condiment box
					
Product information	A5 leaflet holder, suitable for the B-TRAY SUPREME, SIGNUM, SIESTA and STAY	Tea/coffee spoon, made of stainless steel, sleek design	Foam inlay for SPACE tray, 4 inserts for original Nespresso® capsules	SNAP main tray, ultra-compact, size 32 x 32cm, black PU leather	Condiment box, can be snapped in place on both the left/right side of the SNAP main tray, black PU leather
Minimum order quantity	-	-	-	-	-
Product code	SHOW	SHINE	INLAY	SNAP-BL-MAIN	SNAP-BL-COND
MP CENA	1.102 RSD	391 RSD	902 RSD	2.606 RSD	3.207 RSD

Luggage racks – Including nylon straps

	SAMBA	SIXX	STAND	STAND+	STAND-STEEL
					
Material	Rubberwood	Steel	Solid beech	Solid beech	Stainless steel
Frame colours	 Black	 Matt black	 Wenge, walnut, natural beech or white	 Wenge, walnut, natural beech or white	 Stainless steel with brushed chrome finish
Nylon straps (included in price)	 Black	 Black or grey	 Black or grey	 Black or grey	 Black or grey
Straps already attached	✓				
Wall protector				✓	
Dimensions open (W x D x H)	500 x 430 x 480mm	530x 370 x 530mm	575x 390 x 465mm	575 x 450 x 560mm	575x 390 x 465mm
Dimensions folded (W x D x H)	500 x 43 x 630mm	530 x 70 x 620mm	575 x 55 x 590mm	575 x 55 x 700mm	575 x 55 x 590mm
Plant a tree project WeForest					
Minimum order quantity	-	-			-
Product code	SAMBA-BL	SIXX-BL			STAND-STEEL
MP CENA	12.341 RSD	NA UPIT	NA UPIT	NA UPIT	NA UPIT

Luggage racks – Including genuine leather straps








	SIXX	STAND	STAND+	STAND-STEEL
				
Material	Steel	Solid beech	Solid beech	Stainless steel
Frame colours	 Matt black	 Wenge, walnut, natural beech or white	 Wenge, walnut, natural beech or white	 Stainless steel with brushed chrome finish
Leather straps (included in price)	 Black, grey, cognac or white	 Black, grey, cognac or white	 Black, grey, cognac or white	 Black, grey, cognac or white
Wall protector				
Dimensions open (W x D x H)	530x 370 x 530mm	575x 390 x 465mm	575 x 450 x 560mm	575x 390 x 465mm
Dimensions folded (W x D x H)	530 x 70 x 620mm	575 x 55 x 590mm	575 x 55 x 700mm	575 x 55 x 590mm
Plant a tree project WeForest				
Minimum order quantity	-	-	-	-
Product code	SIXX-BL	Wenge-black: STAND-WEN Walnut: STAND-WAL Natural beech: STAND-NAT White: STAND-WHI	Wenge-back: STAND+WEN Walnut: STAND+WAL Natural beech: STAND+NAT White: STAND+WHI	STAND-STEEL
MP CENA	NA UPIT	NA UPIT	NA UPIT	NA UPIT

Metalni kofernik Milenium








MP CENA: 5490 RSD

Ironing products

	SMOOTH - steam	SMOOTH - dry	Steam iron	Dry iron	Ironing board	Board cover	Iron organizer
							
Product information	Ironing centre complete set with: ironing board iron organizer steam iron	Ironing centre complete set with: ironing board iron organizer dry iron	Steam iron of 1600W, auto shut-off feature, adjustable thermostat overheating safety protection, ultra-long cable of 3m	Dry iron of 1000W, auto shut-off feature, adjustable thermostat, overheating safety protection, ultra-long cable of 3m	Ultra-compact ironing board, light weight, excellent portability Without organizer and iron	Fire-retardant elastic cover for the ironing SMOOTH ironing board, quick and easy to replace	Iron holder, specially designed for the SMOOTH board, easy to attach with 2 butterfly screws, 360° rotating, durable steel (2 sizes available, for the steam iron and the dry iron)
Type of plug	Euro or UK	Euro	Euro or UK	Euro	N/A	N/A	N/A
Colours	Black frame, anthracite cover, black iron	Black frame, anthracite cover, black iron	Black	Black	Black frame with anthracite cover	Anthracite	Black
Minimum order qnt							
Product code	Euro plug: SMO-SET-EUR UK plug: SMO-SET-UK	Euro plug: SMO-D-SET-EUR	Euro plug: SMO-IRON-EUR UK plug: SMO-IRON-UK	Euro plug: SMO-D-IRON-EUR	SMO-BOARD	SMO-COVER	dry iron: SMO-HOLDER-D steam iron: SMO-HOLDER-S
MP CENA	19.845 RSD	18.842 RSD	7.016 RSD	6.014 RSD	10.023 RSD	1.804 RSD	6.014 RSD
CH-FIX adapter for iron	✓	✓	✓	✓			
Product code	FI XADAPT	FI XADAPT	FI XADAPT	FI XADAPT			
MP CENA	1.164 RSD	1.164 RSD	1.164 RSD	1.164 RSD			

Bathroom scales

	SCALA - black	SCALA - white	SCALE - black	SCALE - white	Hook for SCALE
					
			Discontinued model While stock lasts	Discontinued model While stock lasts	Discontinued model While stock lasts
Product information	Luxury bathroom scale, Push Power Technology, no batteries needed, green choice	Luxury bathroom scale, Push Power Technology, no batteries needed, green choice	Luxury bathroom scale, 4 batteries included	Luxury bathroom scale, batteries included	Optional hook to hang the 4 SCALE on the bathroom wall, fixing material included
Dimensions (W x D x H)	32 x 26 x 3cm	32 x 26 x 3cm	32 x 32 x 2.2cm	32 x 32 x 2.2cm	5 x 5 x 3.5cm
Available colours	Black	White	Black	White	Brushed stainless steel
Material	Tempered glass	Tempered glass	Tempered glass	Tempered glass	Stainless steel
Minimum order quantity	-	-	-	-	-
Product code	SCALA-BL	SCALA-WHI	SCALE-BL	SCALE-WHI	HOOK-SS
MP CENA	5.560 RSD	5.560 RSD	4.793 RSD	4.793 RSD	959 RSD

Mod. 561.17

EXCEL 1600 PUSH

HAIRDRYER WITH ON/OFF PUSH BUTTON

1600 W

- Ripple wire SECURITY heating element
- On/Off push button
- 6 air flow/temperature combinations incl. COOL air setting
- Removable filter
- Concentrator nozzle
- Spiral cable

MP: 6668 RSD



Mod. 561.19 TF

EXCEL 1800 TF

THE ULTRA-LIGHT HAIRDRYER
WITH WALL HOLDER **1800 W**

- With wall holder mod. 034
- Security thermal cutoff
- Ripple wire SECURITY heating element
- 6 air flow/temperature combinations
- COOL air button
- Concentrator nozzle
- Removable filter
- Weight without cable 354 g



MP: 6585 RSD



Mod. 554.02/038A

EXECUTIVE 1200 SUPER

WALL-MOUNTED HAIRDRYER WITH HOLDER

1200 W

- Ripple wire SECURITY heating element
- Slide switch: 2 temperature/air flow settings
- On/Off push button
- Concentrator nozzle
- Wall holder with On/Off safety switch

MP: 6585 RSD



Mod. 533.05/038A

PREMIUM 1600 SUPER

WALL-MOUNTED HAIRDRYER WITH HOLDER

1600 W

- Ripple wire SECURITY heating element
- Slide switch: 2 air flow settings, 3 air temperature settings
- COOL air setting
- On/Off push button
- Concentrator nozzle
- Wall holder with On/Off safety switch

MP: 8421 RSD



Mod. 542.14/038A

ACTION SUPER PLUS 1800 WHITE

WALL-MOUNTED HAIRDRYER WITH HOLDER

1800 W

- Ripple wire SECURITY heating element
- Slide switch: 2 air flow settings, 3 air temperature settings
- COOL air setting
- On/Off push button
- Concentrator nozzle
- Wall holder with On/Off safety switch

MP: 9811 RSD



Mod. 542.14/038A

ACTION SUPER PLUS 1800 BLACK

WALL-MOUNTED HAIRDRYER WITH HOLDER

1800 W

- Ripple wire SECURITY heating element
- Slide switch: 2 air flow settings, 3 air temperature settings
- COOL air setting
- On/Off push button
- Concentrator nozzle
- Wall holder with On/Off safety switch

MP: 9811 RSD



Mod. 542.14/038A all black

ACTION SUPER PLUS 1800 ALL BLACK

WALL-MOUNTED HAIRDRYER WITH HOLDER

1800 W

- Ripple wire SECURITY heating element
- Slide switch: 2 air flow settings, 3 air temperature settings
- COOL air setting
- On/Off push button
- Concentrator nozzle
- Wall holder with On/Off safety switch

MP: 8918 RSD



Mod. 533.05/032.05

PREMIUM SMART 1600 SHAVER

WALL-MOUNTED HAIRDRYER WITH HOLDER AND SHAVER SOCKET

1600 W

- Ripple wire SECURITY heating element
- Slide switch: 2 air flow settings, 3 air temperature settings
- COOL air setting
- On/Off push button
- Concentrator nozzle
- Wall holder with On/Off safety switch
- Shaver socket 110-120V and 220-240V
- Safety isolating transformer

MP: 12723 RSD



Mod. 542.06/032.05

ACTION SUPER PLUS 1600 SHAVER

WALL-MOUNTED HAIRDRYER WITH
HOLDER AND SHAVER SOCKET

1600 W

- Ripple wire SECURITY heating element
- Slide switch: 2 air flow settings, 3 air temperature settings
- COOL air setting
- On/Off push button
- Concentrator nozzle
- Wall holder with On/Off safety switch
- Shaver socket 110-120V and 220-240V
- Safety isolating transformer

MP: 13335 RSD



Mod. 542.06/044.05 Black

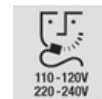
ACTION SUPER PLUS 1600 SHAVER BLACK

WALL-MOUNTED HAIRDRYER WITH
HOLDER AND SHAVER SOCKET

1600 W

- Ripple wire SECURITY heating element
- Slide switch: 2 air flow settings, 3 air temperature settings
- COOL air setting
- On/Off push button
- Concentrator nozzle
- Wall holder with automatic On/Off
- safety switch Shaver socket 110-120V and 220-240V
- Safety isolating transformer

MP: 13335 RSD



Mod. 542.06/032.05 Silver

ACTION SUPER PLUS 1600 SHAVER SILVER

WALL-MOUNTED HAIRDRYER WITH
HOLDER AND SHAVER SOCKET

1600 W

- Ripple wire SECURITY heating element
- Slide switch: 2 air flow settings, 3 air temperature settings
- COOL air setting
- On/Off push button
- Concentrator nozzle
- Wall holder with On/Off safety switch
- Shaver socket 110-120V and 220-240V
- Safety isolating transformer

MP: 15321 RSD



Mod. 561.17/032.05

EXCEL 1600 SHAVER

WALL-MOUNTED HAIRDRYER WITH
SHAVER SOCKET

1600 W

- Ripple wire SECURITY heating element
- Air flow control switch: 2 settings
- Air temperature control switch: 3 settings
- combinations 6 air flow/ temperature
- COOL air setting
- Removable filter
- On/Off push button
- Wall holder with On/Off safety switch
- Shaver socket 110-120V and 220-240V
- Safety isolating transformer

MP: 13931 RSD



Mod. 561.17/032.05 Black

EXCEL 1600 SHAVER BLACK

WALL-MOUNTED HAIRDRYER WITH
SHAVER SOCKET

1600 W

- Ripple wire SECURITY heating element
- Air flow control switch: 2 settings
- Air temperature control switch: 3 settings 6 air flow/ temperature combinations COOL air setting
- Removable filter
- On/Off push button
- Wall holder with On/Off safety switch
- Shaver socket 110-120V and 220-240V
- Safety isolating transformer



MP: 13931 RSD



Mod. 561.17/032.05 Silver

EXCEL 1600 SHAVER SILVER


WALL-MOUNTED HAIRDRYER WITH
SHAVER SOCKET

1600 W

- Ripple wire SECURITY heating element
- Air flow control switch: 2 settings
- Air temperature control switch: 3 settings 6 air flow/ temperature combinations COOL air setting
- Removable filter
- On/Off push button
- Wall holder with On/Off safety switch
- Shaver socket 110-120V and 220-240V
- Safety isolating transformer



MP: 15784 RSD



Mod. 832.01/T

HOTELLO

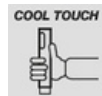
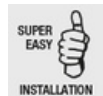
COMPACT AND POWERFUL WALL-MOUNTED
HAIRDRYER WITH HOSE

1200 W

- Super compact (147 x 238 mm) – fits everywhere
- Powerful airflow thanks to a re-designed aeration module
- Automatic switching on when removing the handgrip from holder
- 8 mins automatic safety timer
- “Cool touch” swivel handgrip
- Extensible hose (up to m 1,20)
- Easy wall-mounting without opening
- 2 possibilities of electrical wiring: direct connection to electrical mains (hardwire), connection with plug (softwire)
- Fixation screws and screw anchors included
- Protection class: IP34
- Ripple wire SECURITY heating element



MP: 16843 RSD



Mod. 832.01/T matt-black

HOTELLO MATT-BLACK

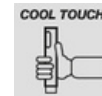
COMPACT AND POWERFUL WALL-MOUNTED
HAIRDRYER WITH HOSE

1200 W

- Super compact (147 x 238 mm) – fits everywhere
- Powerful airflow thanks to a re-designed aeration module
- Automatic switching on when removing the handgrip from holder
- 8 mins automatic safety timer
- “Cool touch” swivel handgrip
- Extensible hose (up to m 1,20)
- Easy wall-mounting without opening
- 2 possibilities of electrical wiring: direct connection to electrical mains (hardwire), connection with plug (softwire)
- Fixation screws and screw anchors included
- Protection class: IP34
- Ripple wire SECURITY heating element



MP: 19986 RSD



832.01/T silver

HOTELLO SILVER

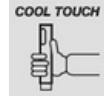
COMPACT AND POWERFUL WALL-MOUNTED
HAIRDRYER WITH HOSE

1200 W

- Super compact (147 x 238 mm) – fits everywhere
- Powerful airflow thanks to a re-designed aeration module
- Automatic switching on when removing the handgrip from holder
- 8 mins automatic safety timer
- “Cool touch” swivel handgrip
- Extensible hose (up to m 1,20)
- Easy wall-mounting without opening
- 2 possibilities of electrical wiring: direct connection to electrical mains (hardwire), connection with plug (softwire)
- Fixation screws and screw anchors included
- Protection class: IP34
- Ripple wire SECURITY heating element



MP: 18398 RSD



832.01/RT

HOTELLO SHAVER

COMPACT AND POWERFUL WALL-MOUNTED
HAIRDRYER WITH HOSE AND SHAVER
SOCKET

1200 W

- Super compact (147 x 238 mm) – fits everywhere
- Powerful airflow thanks to a re-designed aeration module
- Automatic switching on when removing the handgrip from holder
- 8 mins automatic safety timer
- “Cool touch” swivel handgrip
- Extensible hose (up to m 1,20)
- Shaver socket 110-120V and 220-240V
- Safety isolating transformer
- Easy wall-mounting without opening
- 2 possibilities of electrical wiring: direct connection to electrical mains (hardwire), connection with plug (softwire)
- Fixation screws and screw anchors included
- Protection class: IP34
- Ripple wire SECURITY heating element



MP: 19920 RSD



832.01/RT matt-black

HOTELLO SHAVER MATT-BLACK

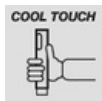
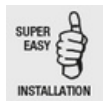

COMPACT AND POWERFUL WALL-MOUNTED
HAIRDRYER WITH HOSE AND SHAVER
SOCKET

1200 W

- Super compact (147 x 238 mm) – fits everywhere
- Powerful airflow thanks to a re-designed aeration module
- Automatic switching on when removing the handgrip from holder
- 8 mins automatic safety timer
- “Cool touch” swivel handgrip
- Extensible hose (up to m 1,20)
- Shaver socket 110-120V and 220-240V
- Safety isolating transformer
- Easy wall-mounting without opening
- 2 possibilities of electrical wiring: direct connection to electrical mains (hardwire), connection with plug (softwire)
- Fixation screws and screw anchors included
- Protection class: IP34
- Ripple wire SECURITY heating element



MP: 22832 RSD



Fenovi Spa/Wellness/Fitness - srednje opterećenje

Mod. 832.02/T

HOTELLO SUPER AC

COMPACT AND SUPER POWERFUL WALL-MOUNTED HAIRDRYER WITH HOSE

1400 W

- Super compact (147 x 238 mm) – fits everywhere
- Powerful airflow thanks to a re-designed aeration module
- EXTRA LONG-LIFE AC Universal Motor
- Automatic switching on when removing the handgrip from holder
- 8 mins automatic safety timer
- “Cool touch” swivel handgrip
- Extensible hose (up to m 1,20)
- Easy wall-mounting without opening
- 2 possibilities of electrical wiring: direct connection to electrical mains (hardwire), connection with plug (softwire)
- Fixation screws and screw anchors included Protection
- class: IP34
- Ripple wire SECURITY heating element

MP: 18391 RSD



Mod. 832.02/T matt-black

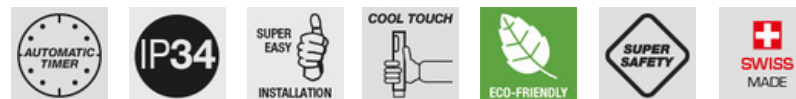
HOTELLO SUPER AC MATT-BLACK

COMPACT AND SUPER POWERFUL WALL-MOUNTED HAIRDRYER WITH HOSE

1400 W

- Super compact (147 x 238 mm) – fits everywhere
- Powerful airflow thanks to a re-designed aeration module
- EXTRA LONG-LIFE AC Universal Motor
- Automatic switching on when removing the handgrip from holder
- 8 mins automatic safety timer
- “Cool touch” swivel handgrip
- Extensible hose (up to m 1,20)
- Easy wall-mounting without opening
- 2 possibilities of electrical wiring: direct connection to electrical mains (hardwire), connection with plug (softwire)
- Fixation screws and screw anchors included Protection
- class: IP34
- Ripple wire SECURITY heating element

MP: 21542 RSD



Mod. SXJ 8500 P

SWISS SILENT JET 8500 PUSH

THE ULTRA-SILENT, HIGH PERFORMANCE PROFESSIONAL HAIRDRYER

2000 W

- LONG-LIFE AC Universal Motor
 - Smart Airflow Technology
 - Ripple wire SECURITY heating element 6 air flow/temperature settings
 - On/Off push button
 - Removable metallic filter
 - TOUCH ME cool nozzle (7,5 cm)
- Spiral cable



MP: 13021 RSD



UNIVERSAL WALL HOLDER FOR HAIRDRYERS

MOD. 040



MP: 1539 RSD

MOD. 034



MP: 1241 RSD

HAIRDRYER POUCH 300 X 400 MM

MOD. B01



MP: 927 RSD

Fenovi Spa/Wellness/Fitness - veliko opterećenje

Mod. 832.11/T

HOTELLO BLDC

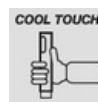
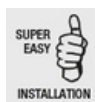

EXTREMELY DURABLE, COMPACT AND ULTRA-POWERFUL WALL-MOUNTED HAIRDRYER WITH HOSE

1500 W

- Super compact (147 x 238 mm) – fits everywhere
- Powerful airflow thanks to a re-designed aeration module
- Durable “Heavy Duty” ENDURO Brushless BLDC motor
- Automatic switching on when removing the handgrip from holder
- 8 mins automatic safety timer
- “Cool touch” swivel handgrip
- Extensible hose (up to m 1,20)
- Easy wall-mounting without opening
- 2 possibilities of electrical wiring: direct connection to electrical mains (hardwire), connection with plug (software)
- Fixation screws and screw anchors included
- Protection class: IP34
- Ripple wire SECURITY heating element



MP: 30658 RSD



Mod. 832.11/T matt-black

HOTELLO BLDC MATT-BLACK

EXTREMELY DURABLE, COMPACT AND ULTRA-POWERFUL WALL-MOUNTED HAIRDRYER WITH HOSE

1500 W

- Super compact (147 x 238 mm) – fits everywhere
- Powerful airflow thanks to a re-designed aeration module
- Durable “Heavy Duty” ENDURO Brushless BLDC motor
- Automatic switching on when removing the handgrip from holder
- 8 mins automatic safety timer
- “Cool touch” swivel handgrip
- Extensible hose (up to m 1,20)
- Easy wall-mounting without opening
- 2 possibilities of electrical wiring: direct connection to electrical mains (hardwire), connection with plug (software)
- Fixation screws and screw anchors included
- Protection class: IP34
- Ripple wire SECURITY heating element



MP: 33735 RSD

Mod. 207.00

OPTIMA BAR

BAR MOUNTED, DOUBLE SIDED MAGNIFYING MIRROR

- Plain mirror + 3x magnifying
- mirror Arm length 220 mm
- Bar length 155 mm
- Bar and full pivotal
- adjustment Material: steel
- Finishing: chrome
- Mirror: Ø 229 mm

MP: 7344 RSD



Mod. 207.01

OPTIMA CLASSIC

WALL MOUNTED, DOUBLE SIDED TWIN ARM MAGNIFYING MIRROR

- Plain mirror + 4x magnifying mirror
- Twin arm: extended length 330 mm
- Full pivotal adjustment
- Material: brass
- Finishing: chrome
- Mirror: Ø 200 mm

MP: 11754 RSD



Mod. 207.05

OPTIMA LIGHT ONE

WALL MOUNTED, LED LIGHTED
MAGNIFYING MIRROR

- LED lighting 100-240 V
- 50-60 Hz On/Off switch
- 3x magnifying mirror
- Arm length 180 mm
- Full pivotal adjustment
- Material: brass
- Finishing: chrome
- Mirror: Ø 216 mm
- Hard wire application
- Degree of protection: IP 44



MP: 30867 RSD



Mod. 207.09

OPTIMA LIGHT SMART

WALL-MOUNTED MAGNIFYING MIRROR
WITH AUTOMATIC LED LIGHTING

- Automatic light activation through proximity sensor
- LED lighting 100-240 V, 50-60 Hz
- 3x magnifying mirror
- Arm length 180 mm
- Full pivotal adjustment
- Material: brass
- Finishing: chrome
- Mirror: Ø 216 mm
- Hard wire application
- Degree of protection: IP 44



MP: 33785 RSD




Mod. Da incasso o libera installazione
TP20N

A encastrer ou à pose libre
Built-in or free standing



TOTALMENTE SILENZIOSO
TOTALEMENT SILENCIEUX
COMPLETELY SILENT




MP: 30600 RSD

Mod. Da incasso o libera installazione
TP40N

A encastrer ou à pose libre
Built-in or free standing



TOTALMENTE SILENZIOSO
TOTALEMENT SILENCIEUX
COMPLETELY SILENT



MP: 35567 RSD

Caratteristiche Tecniche:

Modello	TP20N	Consumo energetico	0,275 kWh/24h
Colore	Nero		- 100
Tipo installazione	Incasso o libera	Classe di efficienza energetica	kWh/anno
Volume interno lordo	19 lt.	Certificazioni	A+
Dim. esterne H x L x P	448 x 402 x 351	Livello di rumorosità	CE / RoHS
Peso netto	mm 10 Kg		0 dB (A)
Alimentazione	220-240 V / 50 Hz		
Potenza max. assorbita	60 Watt		

Dotazione di Serie

Termostato elettronico
Sbrinamento automatico
1 ripiano trasparente
regolabile Luce interna a LED
Porta reversibile
Gancio traino porta

Caractéristiiques Techniiques:

Modèle TP20N	Consommation énergétique	0,275 kWh/24h - 100 kWh/an
Couleur Noir		
Type d'installation A encastrer ou pose libre	Volume intérieur brut	19 lt.
Dimensions ext. H x L x P	448 x 402 x 351 mm	
Poids net 10 Kg		
Alimentation électrique	220-240 V / 50 Hz	
Puissance absorbée max.	60 Watt	

Equipement Standard

Thermostat électronique
Dégivrage automatique
1 clayette transparent
réglable Eclairage intérieur à LED
Porte réversible
Crochet d'entraînement

Technical data:

Model	TP20N	Energy consumption	0,275 kWh/24h
Colour	Black		- 100 kWh/year
Installation type	Built-in/free standing	Energy efficiency class	A+
Gross internal volume	19 lt.	Certifications	CE / RoHS
External dim. H x W x D	448 x 402 x 351 mm	Noise level	0 dB (A)
Net weight	10 Kg		
Power supply	220-240 V / 50 Hz		
Max. absorbed power	60 Watt		

Standard Equipment

Electronic thermostat
Automatic defrost
1 adjustable transparent shelf
Internal LED light
Reversible door
Sliding hinge fixture

Caratteristiche Tecniche:

Modello	TP40N	Consumo energetico	0,26 kWh/24h
Colore	Nero		- 96 kWh/anno
Tipo installazione	Incasso o libera	Classe di efficienza energetica	A+
Volume interno lordo	32 lt.	Certificazioni	CE / RoHS
Dim. esterne H x L x P	545 x 405 x 443	Livello di rumorosità	0 dB (A)
Peso netto	mm 13,5 Kg		
Alimentazione	220-240 V / 50-60		
Potenza max. assorbita	Hz 65 Watt		

Dotazione di Serie

Termostato elettronico
Sbrinamento automatico
Vano portabottiglie da 1,5 lt. sulla porta 2 ripiani trasparenti regolabili
Luce interna a LED
Porta reversibile
Gancio traino porta

Caractéristiiques Techniiques:

Modèle TP40N	Consommation énergétique	0,26 kWh/24h - 96 kWh/an
Couleur Noir		
Type d'installation A encastrer ou pose libre	Volume intérieur brut	32 lt.
Dimensions ext. H x L x P	545 x 405 x 443 mm	
Poids net 13,5 Kg		
Alimentation électrique	220-240 V / 50-60 Hz	
Puissance absorbée max.	65 Watt	

Equipement Standard

Thermostat électronique
Dégivrage automatique
Espace pour bouteille de 1,5 litres
2 clayettes transparentes réglables Eclairage intérieur à LED
Porte réversible
Crochet d'entraînement

Technical data:

Model	TP40N	Energy consumption	0,26 kWh/24h
Colour	Black		- 96 kWh/year
Installation type	Built-in/free standing	Energy efficiency class	A+
Gross internal volume	32 lt.	Certifications	CE / RoHS
External dim. H x W x D	545 x 405 x 443 mm	Noise level	0 dB (A)
Net weight	13,5 Kg		
Power supply	220-240 V / 50-60		
Max. absorbed power	Hz 65 Watt		

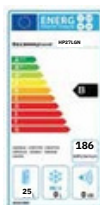
Standard Equipment

Electronic thermostat
Automatic defrost
1,5 lt. bottle holder on door
2 adjustable transparent shelves
Internal LED light
Reversible door
Sliding hinge fixture

Mod. **HP27LGN** Da incasso o libera installazione con sistema di controllo intelligente
A encastrer ou à pose libre avec système de contrôle intelligent
Built-in or free standing with intelligent control system



TOTALMENTE SILENZIOSO
TOILEMENT SILENCIEUX
COMPLETELY SILENT



MP: CENA NA UPIT

• Tre livelli di temperatura interna selezionabili per ottenere un raffreddamento ottimale.

• La température intérieure est réglable par un système à 3 positions pour obtenir un refroidissement optimal.

• Three levels of internal temperature to obtain the optimal cooling.

Caratteristiche Tecniche:

Modello	HP27LGN	Consumo energetico	0,51 kWh/24h
Colore	Nero (PVC)		- 186
Tipo installazione	Incasso o libera	Classe di efficienza energetica	kWh/anno
Volume interno lordo	25 lt.	Certificazioni	B
Dim. esterne H x L x P	512 x 384 x 397 mm	Livello di rumorosità	CE / RoHS
Peso netto	12 Kg		0 dB (A)
Alimentazione	100 V-240 V / 50-60		
Potenza max. assorbita	Hz 60 Watt		

Dotazione di Serie

Termostato elettronico
Sbrinamento automatico
2 ripiani regolabili
Luce interna a LED
Porta reversibile

Caractéristiques Techniques:

Modèle	HP27LGN	Consommation énergétique	0,51 kWh/24h - 186 kWh/an
Couleur	Noir (PVC)		
Type d'installation	A encaster ou pose libre	Classe d'efficacité énergétique	B
Volume intérieur brut	25 lt.	Certifications	CE / RoHS
Dimensions ext. H x L x P	512 x 384 x 397 mm	Niveau de bruit	0 dB (A)
Poids net	12 Kg		
Alimentation électrique	100 V-240 V / 50-60 Hz		
Puissance absorbée max.	60 Watt		

Equipement Standard

Thermostat électronique
Dégivrage automatique
2 clayettes réglables
Eclairage intérieur à LED
Porte réversible

Technical data:

Model	HP27LGN	Energy consumption	0,51 kWh/24h
Colour	Black (PVC) Built-in/free standing		- 186
Installation type	in/free standing	Energy efficiency class	kWh/year
Gross internal volume	25 lt.	Certifications	B
External dim. H x W x D	512 x 384 x 397 mm	Noise level	CE / RoHS
Net weight	12 Kg		0 dB (A)
Power supply	100 V-240 V / 50-60		
Max. absorbed power	Hz 60 Watt		

Standard Equipment

Electronic thermostat
Automatic defrost
2 adjustable shelves
Internal LED light
Reversible door

Mod. **HP40LGN** Da incasso o libera installazione con sistema di controllo intelligente
A encastrer ou à pose libre avec système de contrôle intelligent
Built-in or free standing with intelligent control system



TOTALMENTE SILENZIOSO
TOILEMENT SILENCIEUX
COMPLETELY SILENT



MP: CENA NA UPIT

• Tre livelli di temperatura interna selezionabili per ottenere un raffreddamento ottimale.

• La température intérieure est réglable par un système à 3 positions pour obtenir un refroidissement optimal.

• Three levels of internal temperature to obtain the optimal cooling.

Caratteristiche Tecniche:

Modello	HP40LGN	Consumo energetico	0,61 kWh/24h
Colore	Nero (PVC)		- 224
Tipo installazione	Incasso o libera	Classe di efficienza energetica	kWh/anno
Volume interno lordo	44 lt.	Certificazioni	C
Dim. esterne H x L x P	566 x 441 x 432 mm	Livello di rumorosità	CE / RoHS
Peso netto	15,5 Kg		0 dB (A)
Alimentazione	100 V-240 V / 50-60		
Potenza max. assorbita	Hz 60 Watt		

Dotazione di Serie

Termostato elettronico
Sbrinamento automatico
2 ripiani trasparenti regolabili
Luce interna a LED
Porta reversibile

Caractéristiques Techniques:

Modèle	HP40LGN	Consommation énergétique	0,61 kWh/24h - 224 kWh/an
Couleur	Noir (PVC)		
Type d'installation	A encaster ou pose libre	Classe d'efficacité énergétique	C
Volume intérieur brut	44 lt.	Certifications	CE / RoHS
Dimensions ext. H x L x P	566 x 441 x 432 mm	Niveau de bruit	0 dB (A)
Poids net	15,5 Kg		
Alimentation électrique	100 V-240 V / 50-60 Hz		
Puissance absorbée max.	60 Watt		

Equipement Standard

Thermostat électronique
Dégivrage automatique
2 clayettes transparentes réglables
Eclairage intérieur à LED
Porte réversible

Technical data:


Model	HP40LGN	Energy consumption	0,61 kWh/24h
Colour	Black (PVC) Built-in/free standing		- 224
Installation type	in/free standing	Energy efficiency class	kWh/year
Gross internal volume	44 lt.	Certifications	C
External dim. H x W x D	566 x 441 x 432 mm	Noise level	CE / RoHS
Net weight	15,5 Kg		0 dB (A)
Power supply	100 V-240 V / 50-60		
Max. absorbed power	Hz 60 Watt		

Standard Equipment

Electronic thermostat
Automatic defrost
2 adjustable transparent shelves
Internal LED light
Reversible door

Mod. Minibar a cassetto estraibile
TD40N

Minibar avec tiroir extractible
Drawer minibar



MP: CENA NA UPIT

Caratteristiche Tecniche:

Modello	TD40N
Colore	Nero
Tipo installazione	Incasto
Volume interno lordo	38 lt.
Dim. esterne H x L x P	412 x 495 x 455
Peso netto	mm 14 Kg
Alimentazione	220-240 V / 50 Hz
Potenza max. assorbita	65 Watt

Consumo energetico	0,316 kWh/24h - 115 kWh/anno
Classe di efficienza energetica	A+
Certificazioni	CE / RoHS
Livello di rumorosità	24 dB (A)

Dotazione di Serie

- Termostato elettronico
- Sbrinatorio automatico
- Scomparti interni regolabili
- Luce interna a LED
- Vaschetta per contenere snack

Caractéristiques Techniques:

Modèle	TD40N
Couleur	Noir
Type d'installation	A encaster
Volume intérieur brut	38 lt.
Dimensions ext. H x L x P	412 x 495 x 455 mm
Poids net	14 Kg
Alimentation électrique	220-240 V / 50 Hz
Puissance absorbée max.	65 Watt

Consommation énergétique	0,316 kWh/24h - 115 kWh/an
Classe d'efficacité énergétique	A+ (avec 2 ventilateurs)
Certifications	CE / RoHS
Niveau de bruit	24 dB (A)

Equipement Standard

- Thermostat électronique
- Dégivrage automatique
- Compartiments intérieurs réglables
- Eclairage intérieur à LED
- Plateau pour contenir les snacks

Technical data:

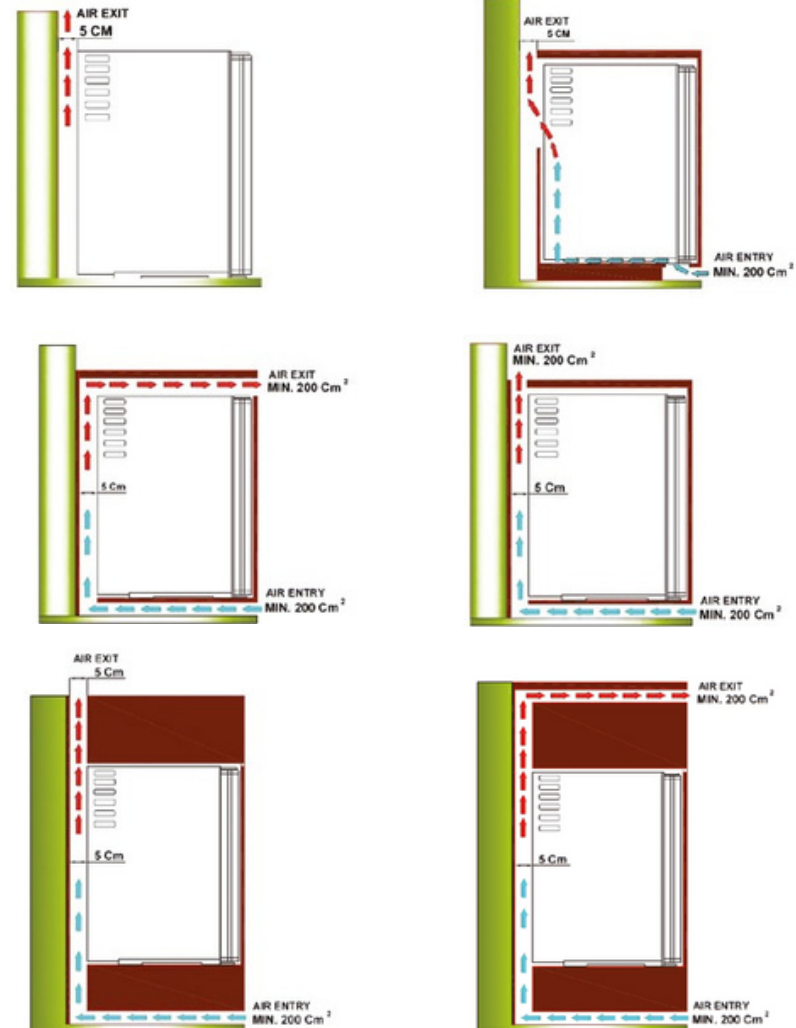
Model	TD40N
Colour	Black
Installation type	Built-in
Gross internal volume	38 lt.
External dim. H x W x D	412 x 495 x 455
Net weight	mm 14 Kg
Power supply	220-240 V / 50 Hz
Max. absorbed power	65 Watt


Energy consumption	0,316 kWh/24h - 115 kWh/year
Energy efficiency class	A+ (with 2 fans)
Certifications	CE / RoHS
Noise level	24 dB (A)

Standard Equipment

- Electronic thermostat
- Automatic defrost
- Adjustable inner compartments
- Internal LED light
- Tray to hold snacks

- Nelle installazioni ad incasso è fondamentale creare le giuste prese d'aria per fare in modo che il calore prodotto venga facilmente smaltito. Gli schemi riportano alcuni esempi di corrette installazioni.
- Pour les installations à encastrer, il est fondamental d'assurer une circulation d'air pour que la chaleur produite puisse s'évacuer. Les schémas donnent quelques exemples d'installations correctes.
- In built-in installation have to create the right air taken to ensure that the heat produced is easily disposed of. The pictures show some examples of correct installations.





A sustainable minibar is a smart minibar. The new Dometic HiPro range is just that. It's also more efficient with improved cooling and up to 40% less energy consumption. Add to that the first chromate-free absorption inhibitor on the market and sustainability is an easy choice. After more than 50 years in the hotel business and 6 million installed units, we're proud to say that we're pioneering the hotel industry. Again.



MP: 92360 RSD



Shelves

Tempered glass with decorative trim



Celebrating menu illumination

Ambient LED lights top + bottom



Door-racks and balconies

Door-rack 1,5 L bottles with tempered glass and decorative trim

HIPRO LINE TECHNICAL DATA					
MODEL	EVOLUTION N30G	EVOLUTION A30G	EVOLUTION N40G	EVOLUTION A40G	EVOLUTION C40G
Cooling technology	Thermoelectric	Absorption	Thermoelectric	Absorption	Compressor
Model class (liter)	30	30	40	40	40
Storage volume (liter)	26	26	33	33	33
Door type	Transparent glass door	Transparent glass door	Transparent glass door	Transparent glass door	Transparent glass door
Product dimensions (H x W x D, mm)	52 0/3 8 4/415	52 0/3 8 4/4 4 6	550/405/435	550/405/466	550/405/481
Can be built-in/integrated	With ventilation	With ventilation	With ventilation	With ventilation	With ventilation
Sliding hinge kit	No	No	No	No	No
Variable door hinge	Yes	Yes	Yes	Yes	Yes
LED interior light	Ambient top + bottom	Ambient top + bottom	Ambient top + bottom	Ambient top + bottom	Ambient top + bottom
Input rating (W)	55	60-70	55	60-70	45
Energy consumption (kWh/24 h)	0.426	0.704	0.435	0.727	0.154
Noise level (dB(A))	0	0	0	0	33
Energy class	G	G	G	G	D
Features	<ul style="list-style-type: none"> Noiseless Low energy consumption Ambient illumination 1 x door rack with decorative trim 1 x tempered glass shelf Adjustable shelf Aluminium handle Decorative panel on evaporator Key lock	<ul style="list-style-type: none"> Noiseless Ambient illumination 1 x door rack with decorative trim 1 x tempered glass shelf Aluminium handle Adjustable shelf Decorative panel on evaporator Long lasting technology Key lock	<ul style="list-style-type: none"> Noiseless Low energy consumption Ambient illumination 2 x door rack with decorative trim 2 x tempered glass shelf Adjustable shelf Aluminium handle Decorative panel on evaporator Key lock	<ul style="list-style-type: none"> Noiseless Ambient illumination 2 x door rack with decorative trim 2 x tempered glass shelf Adjustable shelf Decorative panel on evaporator Long lasting technology Key lock	<ul style="list-style-type: none"> High performance Lowest energy consumption Integrated silent mode 2 x door rack 2 x tempered glass shelf Aluminium handle Adjustable shelf Decorative panel on evaporator Key lock
Options					Key lock



EVOLUTION N30G



EVOLUTION A30G



EVOLUTION N40G



EVOLUTION A40G



EVOLUTION C40G

TSM/1H

Combinazione elettronica digitale motorizzata con display a LED
 Combinaison électronique digitale motorisée avec écran à LED
 Motorized electronic combination with visual LED display

LED Display
 +Audit



MP: 15086 RSD

TSM/4H

Combinazione elettronica digitale motorizzata con display a LED
 Combinaison électronique digitale motorisée avec écran à LED
 Motorized electronic combination with visual LED display

LED Display
 +Audit



MP: 18577 RSD

Caratteristiche:

- Spessore porta: 4 mm.
- Spessore corpo: 1,2 mm.
- Serratura motorizzata controllata da un congegno elettronico ad alta affidabilità.
- Codice Cliente programmabile da 4 a 6 cifre. Segnalazione di tutte le funzioni mediante display a LED a 6 posizioni con alto contrasto cromatico.
- Possibilità di programmare il codice Master ad uso esclusivo dell'Albergatore.
- Serratura a chiave per apertura di emergenza (identica per tutte le casseforti dello stesso hotel).
- Visualizzazione a display degli ultimi 100 eventi (apertura, chiusura).
- Funzionamento con 4 batterie alcaline da 1,5 V.
- Tappetino sulla base.
- Fori di ancoraggio sullo schienale e sulla base (2+2).
- Tasselli per fissaggio in dotazione.
- Verniciatura a polvere termoisolante colore nero.

Caractéristiques:

- Epaisseur porte: 4 mm.
- Epaisseur corps: 1,2 mm.
- Serrure motorisée à combinaison digitale contrôlée par un système électronique haute fiabilité.
- Code personnel programmable de 4 à 6 chiffres.
- Signalisation visuelle de toutes les fonctions sur l'écran à LED à 6 positions.
- Possibilité de programmer le code maître à l'usage exclusif de la Direction de l'Hôtel.
- Clé de secours pour ouverture d'urgence (identique pour les coffres d'un même hôtel). Visualisation sur le display des 100 dernières opérations (ouvertures / fermetures). Fonctionne avec 4 piles alcalines de 1.5 volts. Tapis de fond.
- Trous de fixation au dos et à la base (2+2).
- Chevilles de fixation fournies.
- Peinture époxy en coloris noir.

Features:

- Thickness of door: 4 mm.
- Thickness of body: 1.2 mm.
- Motorized digital combination lock controlled by a high performing electronic system.
- Guest code programmable from 4 to 6 digits.
- All functions are marked by high contrast 6-digit LED display.
- Possibility to program a master code for use by Hotel Management.
- Override key for emergency opening (identical for all safes of the same Hotel).
- Audit trail of last 100 events visible on display (opening / closings).
- Powered by 4 x 1.5V alkaline batteries.
- Internal carpet provided.
- Back and base fixing holes (2+2).
- Screw anchor fixing bolts provided.
- Black colour powder coated finishing.

Caratteristiche:

- Spessore porta: 4 mm.
- Spessore corpo: 1,2 mm.
- Serratura motorizzata controllata da un congegno elettronico ad alta affidabilità.
- Codice Cliente programmabile da 4 a 6 cifre. Segnalazione di tutte le funzioni mediante display a LED a 6 posizioni con alto contrasto cromatico.
- Possibilità di programmare il codice Master ad uso esclusivo dell'Albergatore.
- Serratura a chiave per apertura di emergenza (identica per tutte le casseforti dello stesso hotel).
- Visualizzazione a display degli ultimi 100 eventi (apertura, chiusura).
- Funzionamento con 4 batterie alcaline da 1,5 V.
- Tappetino sulla base.
- Fori di ancoraggio sullo schienale e sulla base (2+4).
- Tasselli per fissaggio in dotazione.
- Verniciatura a polvere termoisolante colore nero.

Caractéristiques:

- Epaisseur porte: 4 mm.
- Epaisseur corps: 1,2 mm.
- Serrure motorisée à combinaison digitale contrôlée par un système électronique haute fiabilité.
- Code personnel programmable de 4 à 6 chiffres.
- Signalisation visuelle de toutes les fonctions sur l'écran à LED à 6 positions.
- Possibilité de programmer le code maître à l'usage exclusif de la Direction de l'Hôtel.
- Clé de secours pour ouverture d'urgence (identique pour les coffres d'un même hôtel). Visualisation sur le display des 100 dernières opérations (ouvertures / fermetures). Fonctionne avec 4 piles alcalines de 1.5 volts. Tapis de fond.
- Trous de fixation au dos et à la base (2+4).
- Chevilles de fixation fournies.
- Peinture époxy en coloris noir.

Features:

- Thickness of door: 4 mm.
- Thickness of body: 1.2 mm.
- Motorized digital combination lock controlled by a high performing electronic system.
- Guest code programmable from 4 to 6 digits.
- All functions are marked by high contrast 6-digit LED display.
- Possibility to program a master code for use by Hotel Management.
- Override key for emergency opening (identical for all safes of the same Hotel).
- Audit trail of last 100 events visible on display (opening / closings).
- Powered by 4 x 1.5V alkaline batteries.
- Internal carpet provided.
- Back and base fixing holes (2+4).
- Screw anchor fixing bolts provided.
- Black colour powder coated finishing.

Art.	Mis. esterne mm. Mis. interne mm. N. Catenacci				Peso Poids Weigh t	Vol. Lt
	Alt/H	L/W	P/D	Alt/H L/W P/D		
TSM/1H	200	350	200**	195 345 140 2	7	1

**Aggiungere 15 mm. per la tastiera
 Ajouter 15 mm. pour le clavier / Add 15 mm. for the keyboard

Tablet



- Può essere collocato un tablet.
- Peut accueillir une tablette.
- Can contain a tablet.

Art.	Mis. esterne mm. Mis. interne mm. N. Catenacci				Peso Poids Weigh t	Vol. Lt
	Alt/H	L/W	P/D	Alt/H L/W P/D		
TSM/4H	200	418	380**	195 410 320 2	10	2

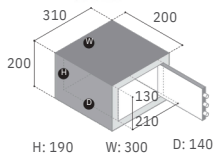
**Aggiungere 15 mm. per la tastiera
 Ajouter 15 mm. pour le clavier / Add 15 mm. for the keyboard

Laptop 15"



- Può essere collocato un computer portatile 15" (notebook).
- Peut accueillir un ordinateur portable 15" (notebook).
- Can contain a notebook 15".

VSAFE200

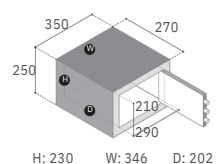


Peso netto - Net weight **4 kg.**

Luce interna a LED - Internal LED light
Password master-utente - Master-user password
Colore antracite - Anthracite coloured

MP: CENA NA UPIT

VSAFE2535

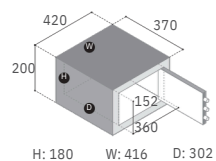


Peso netto - Net weight **11 kg.**

Chiusura motorizzata - Motorized lock
Display LED a 6 cifre - 6-digit LED display
Luce interna a LED - Internal LED light
Password master-utente - Master-user password
Colore antracite - Anthracite coloured

MP: CENA NA UPIT

VSAFE2042



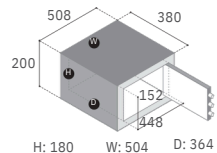
MP: 20375 RSD

Peso netto - Net weight **13 kg.**

Chiusura motorizzata - Motorized lock
Display LED a 6 cifre - 6-digit LED display
Luce interna a LED - Internal LED light
Password master-utente - Master-user password
Colore antracite - Anthracite coloured

H: 180 W: 416 D: 302

VSAFE2050

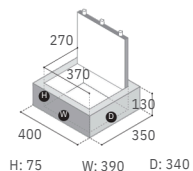


Peso netto - Net weight **15 kg.**

Chiusura motorizzata - Motorized lock
Display LED a 6 cifre - 6-digit LED display
Luce interna a LED - Internal LED light
Password master-utente - Master-user password
Colore antracite - Anthracite coloured

MP: CENA NA UPIT

VSAFE1340 TOP

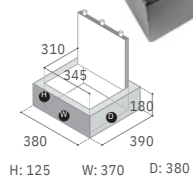


Peso netto - Net weight **12 kg.**

Display LED a 6 cifre - 6-digit LED display
Luce interna a LED - Internal LED light
Password master-utente - Master-user password
Colore antracite - Anthracite coloured

MP: 20962 RSD

VSAFE1838 TOP



Peso netto - Net weight **13 kg.**

Display LED a 6 cifre - 6-digit LED display
Luce interna a LED - Internal LED light
Password master-utente - Master-user password
Colore antracite - Anthracite coloured

H: 125 W: 370 D: 380

I 46 I

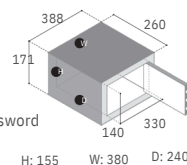
ACCESSORIES ACCESSORI

SAFES CASSEFORTI



390 HE

MP: CENA NA UPIT



Peso netto - Net weight **8 kg.**

Chiusura elettronica - Electronic lock
Colore antracite - Anthracite coloured

H: 155 W: 380 D: 240

MP: CENA NA UPIT





Sistemi pranja i higijenskog sušenja ruku

dyson airblade wash+dry

Duten inox galanterija,
senzorske slavine i
dozatori, ugradni sistemi

www.nenajo.com



Dyson Airblade sušači
za ruke

www.ecotech.rs



Dyson usisivači,
prečišćivači vazduha,
aparati za negu kose
www.ecotech-shop.rs



Oprema za hotelske
sobe

www.ecotech.rs

FOUR
POINTS
BY SHERATON


DOUBLETREE
BY HILTON™


Adriatic Luxury Hotels
Jadranski luksuzni hoteli


ST REGIS


MK GROUP

THE BRISTOL
HOTELS & RESORTS
BELGRADE


FRUŠKE TERME
SPA RESORT | BANJA VRDNIK
★★★★


GORSKI
HOTEL & SPA


RAMONDA
MOUNTAIN HOTEL & SPA

BELGRADE
moxy

MAMA
SHELTER


DOLCE
VITA
WAY OF LIFE

CENTAR
N^o1
★★★★
GARNI HOTEL


HOTEL
MAJDAN
★★★★
BEOGRAD


VALAMAR
HOTELS & RESORTS

HOTEL
VILLABREG
★★★★

Uvoznik i distributer:

Ecotech Line doo
Omladinskih brigada 7g
11070 Beograd
+381 11 3119470
info@ecotech.rs
www.ecotech.rs